




The Seed Pod

Inside this issue:

- Christmas Party* 2
- The President Said* 2
- Daylilies & the Internet* 2
- What To Do With Old Scapes* 2



Editor Margie Brown

WORK DAY & PLANT SALE

A workday for the fall plant sale will be held at Rice Garden, 7735 River Bend in Bevil Oaks on Thursday, October 13, 9 A.M. Members are urged to attend, bring your extra daylilies for donation and help prepare the plants for sale. The sale will be at Central Mall in Port Arthur on Saturday, October 15 at 9 A.M. until sell out.

Jack Carpenter's Good Daylily Soil

As anyone who has visited Jack Carpenter's daylily farm in Center will attest, he can grow daylilies. He has generously shared his secrets for great gardening soil with us.

Mr. Carpenter has a sandy acid soil and stressed the importance of having your soil tested to determine its present PH. Add lime if necessary to bring the soils PH to about a 6.5 level.

Soil amendments he adds consists of 3-6 inches of pine bark regrid or potting mix. For every 250 square foot of surface area he adds:

- 50 lbs. of cottonseed meal
- 50 lbs. of alfalfa pellets or meal
- 25 lbs. of ground corn or corn meal

To all the above he

adds Nutricote 9 month 13-13-13 time release fertilizer at the light to medium dosage as indicated on the label on sacks. This is about one 50 lb. sack per 250 sq. ft.

All of the above is roto-tilled as deep as possible and plants are set into the soil mix. No additional fertilizer is needed other than in early spring. Liquid Miracle Grow should be applied once or twice early before the soil is warm enough to activate the Nutricote in the spring. The Nutricote will actually carry the plants for 1.5 years if it is tilled in deeply.

Water abundantly in the spring after the plants have become well established, but be sure the soil is well drained and does not become water-logged.



The King Is Coming
J. Carpenter 2004




September Meeting

The September meeting of the Gulf Coast Daylily Society will be September 10, 11:30 A.M. at Tyrrell Park Garden Room. Election of officers and announcement of seedling awards will be on the agenda. Plans for a fall plant sale will be discussed.

The guest speakers will be Leon & Paula Payne from Paynes in the Grass in Pearland, Texas. They will present a slide show.

Door prize drawings and a covered dish luncheon will conclude the meeting.

CLUB DUES ARE PAYABLE AT THIS TIME.



If you have items of interest you would like to see addressed or ideas for future columns please call Margie Brown, 409 768-1190 or e-mail me at msb1685@aol.com.



Christmas Party


The annual Christmas party will be held at Groves Senior Citizen Center, 5649 Washington in Groves, 11:30 A.M. on Saturday, December 3rd.

Officers for the coming year will be installed. Members please bring donations of non-perishable foods for the needy and a daylily for the Daylily Exchange if you wish to participate. Door prize drawings for three AHS memberships will be awarded.

This will not be a business meeting. Entertainment will be announced at a later date. Bring a covered dish for the potluck luncheon.

Club dues for the year 2006 are now payable if you have not done so.

Use the talents you possess...for the woods would be silent if no bird sang except the best.



The President Said

I was very proud to represent the Gulf Coast Daylily Society at the 2005 Region 6 Meeting in Dallas. Many in attendance showed great interest in the 2006 Regional Meeting which our club is hosting May 18 - 20, 2006. To accommodate our region and since interest from our club members is so high, we are holding a Regional Flower Show with Artistic Design in conjunction with our regional. We are planning to hold several workshops for artistic design to instruct any of our members who may wish to participate. Eddie Gage has volunteered to chair the Flower Show and will provide workers from the Houston area clubs. There is great fellowship and a willingness to help among our Region 6 members for which we are extremely grateful.

We need ALL members to join AHS for the year 2006. This is important for our Regional Flower Show and your benefit as well. The four quarterly journals are very helpful and interesting, featuring many older daylilies as well as the newer introductions. There are many colored pictures of award winning daylilies that you may want to use for adding to your garden. So join for yourself as well as our society. The cost is \$18 a year.

Many of you have come forward to chair committees for our regional. Our plans are right on schedule, and at the September meeting there will be sign-up sheets for the various committees. Your help is needed, and this is a good way for our newer members to get to know everyone and to become an active part of the club. We look forward to celebrating our 50th anniversary - "Golden Memories 1956 - 2006."

Come be part of the team!!

What to do With Old Scapes

By: Dr. Gene Orgeron

Now that daylily blooming season is over, many lonely looking scapes are standing forlornly in the garden. What should be done with them?

If the scape is completely dried up and shriveled and can be removed by a slight tug, just remove it. If it is still firmly attached to the plant, cut it off about an inch above ground level.

Now, if the scape is still green, do not be tempted to just pull it off. By doing so, you will leave an open wound below ground level, an open pathway for harmful organisms. Instead, just cut it off above ground level. Perhaps a better way is to wait until it turns completely brown before removing it. Then, as the scape dries up, the fluids and nutrients it contains can go to the plant.

Daylilies & the Internet

By: Dr. Gene Orgeron

Much information about daylilies can be obtained from the Internet, and by using search engines you can go to various sites without knowing their full Internet addresses. There are a number of search engines available, such as google, yahoo, lycos, infoseek and many others. They will take you to sites such as AHS, Region 6 and AHS Registrar. From the AHS site, all sorts of information is available. The Region 6 home page has much information about our own region.

The AHS Registrar site provides complete rules about registration, and from it you can download a registration form.

Another handy site is the Daylilies Double Report, which lists all registered double daylilies, brought up to date each year (this, however, is not an official AHS site).



Strawberry Candy
Stamile 1990

This beautiful picture of a clump of STRAWBERRY CANDY was obtained by going to Google Image Search, typing in the name of the daylily, and then pressing search.